



# LUMENSOURCE

## SPECIFICATION GRADE LED

Project: \_\_\_\_\_

Date: \_\_\_\_\_

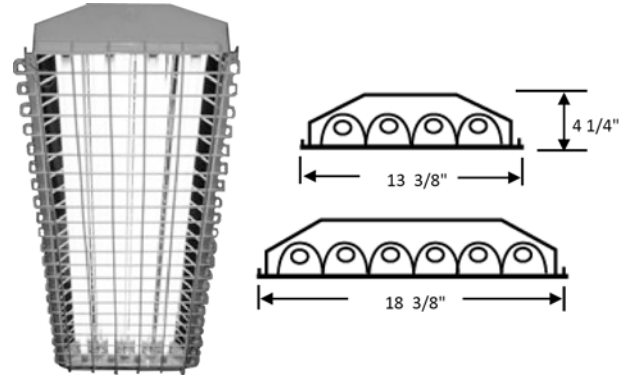
Notes: \_\_\_\_\_

Configuration: \_\_\_\_\_

### HIGH BAY

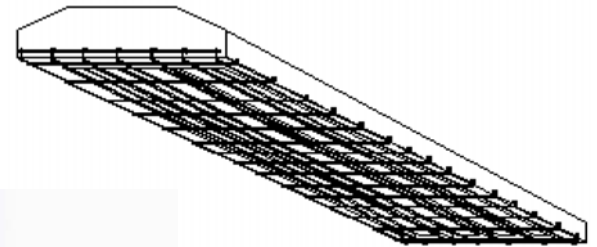
### AWG SERIES

The Lumensource Aisle High Bay provides an excellent replacement to traditional light sources such as fluorescent. The original sheet metal housing provides high performance, energy saving, and long lasting light output perfect for area lighting needs.



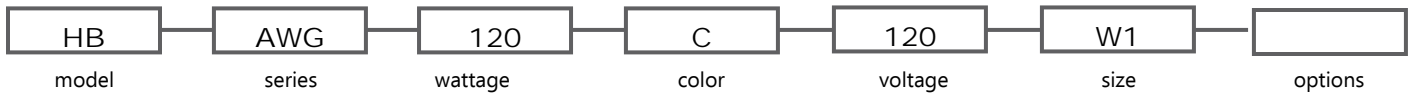
### FEATURES

- Universal input voltage for easy installation
- Protective powder coating for lasting appearance
- Wire guarded enclosure for ruggedized application



### ORDERING INFORMATION

Standard Configuration:



#### Model

HB - High Bay

#### Color

C - Cool white 5000K

#### Size

W1 - 4.0'L x 13.375"W x 4.25"D

W2 - 4.0'L x 18.375"W x 4.25"D

#### Series

AWG - Aisle Wire Guard

#### Voltage

120  
277  
(VAC input)

#### Options

MS - Motion Sensor  
VH - V-Hook Hangar  
EM - Back-up power

#### Wattage

60 - W1  
80 - W1  
120 - W1  
160 - W2  
200 - W2  
240 - W2

