



LUMENSOURCE

SPECIFICATION GRADE LED

Project: _____

Date: _____

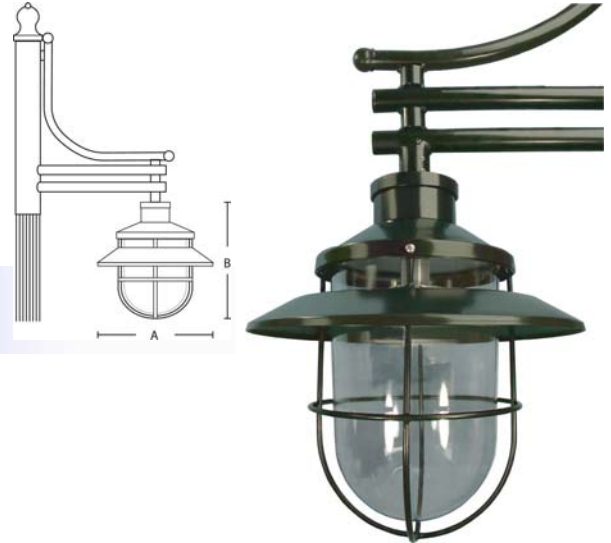
Notes: _____

Configuration: _____

CONTEMPORARY

PEA SERIES

The Lumensource Posts provides an excellent replacement to traditional light sources such as fluorescent and metal halide. Corrosion resistant, cast A356 aluminum alloy housing, aluminum hood and heavy wall cast aluminum guard provides high performance, energy saving, and long lasting light output perfect for area lighting needs.

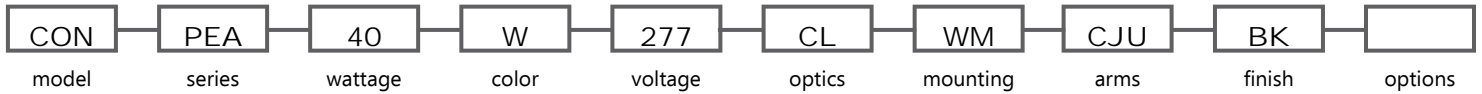


FEATURES

- Universal input voltage for easy installation
- Protective powder coating for lasting appearance
- 12" DIA injection molded polycarbonate lens
- Extruded and/or cast aluminum arm

ORDERING INFORMATION

Standard Configuration:



Model

CON- Contemporary

Series

PEA - 24" A x 26" B

Wattage

40W
80W
120W

Color

W - Warm White 3000K
C - Cool white 5000K

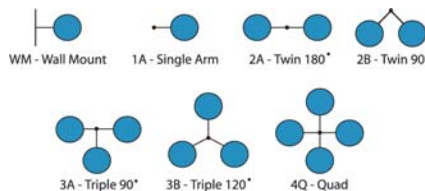
Voltage

120, 208, 240, 277,
347*, 480*, (VAC input)

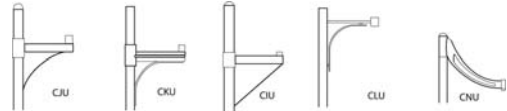
Optics

CL - Clear Lens
WL - White Lens
GR3 - Type 3 Glass Refractor
GR5 - Type 5 Glass Refractor

Mounting



Arms



Finish

BK - Black
BZ - Bronze
GR- Green
VG - Verde Green
CC- Custom Color

Options

HS - House Shield
FS - Fuse
PC - Photo Cell
SP - Surge Protector

* Consult factory for availability

2964 W Valley Blvd., Alhambra, CA., 91803 USA
Tel: 626-570-9333 Fax: 626-570-9777
Inquiries: answers@lumensource.biz
Visit: lumensource.biz

